

Apresentação

Student Book

iLearn English utiliza o modelo de ensino-aprendizagem PPP. Na *Presentation* (Apresentação) são apresentadas as estruturas novas; durante a *Practice* (Prática) os alunos irão praticar essas estruturas em exercícios controlados e com maior interferência do professor, para finalmente em *Production* (Produção), eles integrem as estruturas agora conhecidas para se comunicar.

Loading

Presentation

P

Loading

1 Tom and Cecília are looking at their class schedules for the school year.

Listen and read.

Tom: When is your English class, Cecília?
 Cecília: Let's see. It's on Wednesday and Friday.
 Tom: Oh... my English class is on Tuesday and Thursday.
 We're not in the same class...
 Cecília: That's too bad!

Start-up

Start-up
Contextualização do tema.

Grammar feed
Resumo das estruturas gramaticais.

Grammar feed

There is/are - Yes/No Questions and Wh- Questions

Yes/No Questions	Wh- Questions
Is there a computer lab at the school? Aff. Yes, there is. Neg. No, there isn't.	How many classrooms are there at the school? There are five classrooms.

[See Language Reload, page 112](#)

Uploading

Practice

P

Uploading

4 A reporter is interviewing Brock Bratt, a famous movie star, for F&F magazine. Listen and check.

	Yes	No
1. Can he ride a bike?	✓	
2. Can he swim?		
3. Can he play the guitar?		

See Language Reload
Explicação detalhada de gramática e atividades adicionais.

Downloading

Production

P

Downloading

4 Create true and false sentences.

Step 1: Write three sentences about things you can or can't do.
 Attention! One of the sentences must be false!

1. I can/can't _____ . 2. I can/can't _____ . 3. I can/can't _____ .

Your turn! Work with a partner. Say your sentences. Your partner guesses which sentence is false. Then switch roles.

Unit 2 11

Your turn!
Prática oral personalizada das estruturas apresentadas.

iSkills

Seção para o trabalho integrado e focado nas quatro habilidades: ler, ouvir, falar e escrever.



iSkills

iListen

1 These kids are on vacation. Listen to the dialogs. Match their names to the times.

1. Carol 2. Bruno 3. Tiago and Bruno 4. Sandra

Learning Strategy

English for
Ampliação de
vocabulário da
unidade.

English Inclusion

- Millions of people in Brazil are physically challenged. These people face a lot of difficulties in their everyday lives. Discuss with your classmates what some of these difficulties are.
- Listen and read a text about three physically challenged people.



Daniel Dias – Brazil
Daniel loves to swim. And he can swim very fast! In spite of his physical challenges (he was born with malformed arms and legs), Daniel is an international athlete. At the Beijing 2008 Paralympic Games, he won 4 gold medals, 4 silver medals and 1 bronze medal.

Project

iThink
Reflexão sobre temas
diversos relacionados à
unidade.

Project
Sugestões de projetos
interdisciplinares.

rePlay
Revisão das
estruturas
gramaticais e/ou
lexicais de
maneira lúdica.

rePlay

- Work with a partner. Can you solve this word problem? Complete the class schedule.

- There are two English classes in my schedule. They are not on Monday and Wednesday.
- My P.E. class is not on Tuesday. And it's not on Thursday either.
- Art is my favorite subject. But it's not on my favorite day of the week.
- There are two science classes in my schedule. My 1st science class is on the 1st day of the week. I see my science teacher again two days later.

Mon	Tue	Wed	Thu	Fri
history		history		
	Portuguese		Portuguese	Portuguese
geography		geography	history	geography
math	music	math	music	math

iPlay

iPlay
Um jogo de vocabulário
para tablets.

Rewind
Revisão de conteúdo a cada 3
unidades.

Rewind Units 1-3

- Unscramble the letters to find 6 verbs.
 - IHEK _____ hike _____
 - MIWS _____
 - TCHWA _____
 - KETA _____
 - RDIE _____
 - AEHV _____
- Write questions using the verbs from Activity 1 to complete the answers.
 - _____ What's Douglas doing now?
 - Douglas _____ is hiking _____ in the mountains.
 - _____ ?
Marina _____ in the river.

Reading Hub
Seção de leitura com variedade de gêneros
textuais e elementos lúdicos.


Reading Hub Units 1-2

To always be wrong . . .

- Nasrudin wrote many parables and folktales in which he was the main character. Listen and read what he says about a clock that was always wrong.



The Clock

Nasrudin's clock was always wrong. Sometimes it was too late, sometimes it was too early.



Workbook
Atividades para reforço do
conteúdo apresentado em sala
de aula.

Workbook Unit 1

- Ask and answer questions according to the pictures.
 - 
 - 
 - 