

# unit 10

## Welcome to Techville!



### Loading

1 These are the busiest streets of Techville. Find the places.

- |                   |                 |
|-------------------|-----------------|
| 1. bakery         | 6. drugstore    |
| 2. bank           | 7. gas station  |
| 3. beauty salon   | 8. pet shop     |
| 4. bus stop       | 9. restaurant   |
| 5. clothing store | 10. supermarket |

lesson 1



2 Listen and say the places.



### Uploading

3 Some people in Techville need to do different things. Where can they go?

- |  |       |
|--|-------|
| 1. Alice needs a new T-shirt.                  | _____ |
| 2. Doug wants to take a bus.                   | _____ |
| 3. Luís is hungry. He wants to have breakfast. | _____ |
| 4. Sarah needs to buy medicine.                | _____ |
| 5. João needs to buy fruits and vegetables.    | _____ |
| 6. Pedro's dog needs a bath.                   | _____ |

### Study this

#### Locations:

The clothing store is **on** Main Street.  
It's **between** the bakery and the supermarket.

The pet shop is **next to** the gas station.  
It's **across from** the restaurant.

The bus stop is **in front of** the supermarket.

The bakery is **on the corner of** Main Street and Flower Street.

4 Look at the picture. Complete the sentences with *on*, *between*, *next to*, *across from*, *in front of* or *on the corner of*.

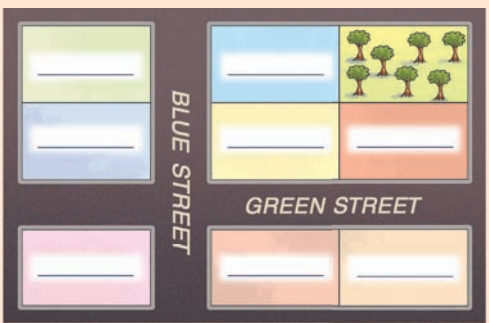
- The restaurant is on Flower Street. It's across from the pet shop.
- The drugstore is \_\_\_\_\_ the bank and the beauty salon.  
There's a bicycle \_\_\_\_\_ it.
- The supermarket is \_\_\_\_\_ the clothing store.
- The bakery is \_\_\_\_\_ the restaurant.
- The gas station is \_\_\_\_\_ Main Street and Flower Street.
- The pet shop is \_\_\_\_\_ Flower Street.
- The bank is \_\_\_\_\_ the drugstore, \_\_\_\_\_ Main Street.
- The beauty salon is \_\_\_\_\_ the drugstore and the gas station.



Downloading

5 This is a map for downtown Youville. Complete it with the eight places from the box.

- bakery    drugstore    supermarket    bus stop  
beauty salon    clothing store    restaurant    bank



**Your turn!** Work with a partner. Compare the location of the places on your maps.

On my map, the bakery is on Blue Street. It's across from the drugstore.

On my map, the bakery is on Green Street. It's next to the drugstore.

## Loading



Lesson 2

**1** Tiago is new in Techville. He needs to go to Techville Middle School, but he does not know where it is. Look at the map as you listen and read this dialog.

**Tiago:** Excuse me. Where's Techville Middle School please?

**Officer:** Oh, it's near here. Go straight ahead for one block, then turn left on Flower Street.

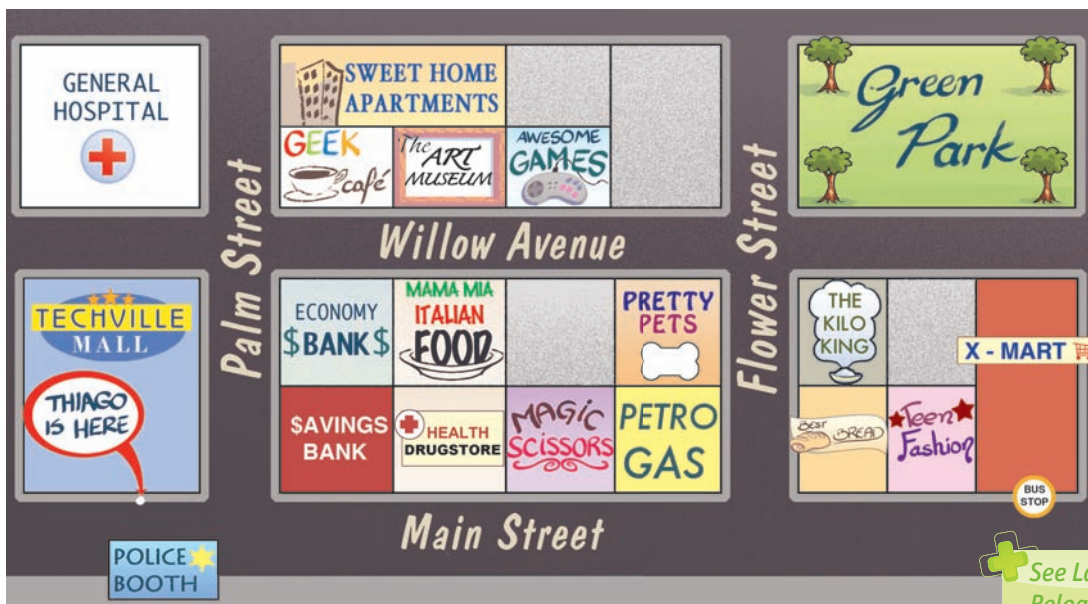
The school is on the corner of Flower Street and Willow Avenue, across from the park.

**Tiago:** I'm sorry. Do I turn left on Flower Street?

**Officer:** Yes. You can't miss it.

**Tiago:** Thank you very much.

**Officer:** No problem.



See Language Reload, page 119

**2** Where is the school? Mark (x) it on the map.

**3** Listen again and say the dialog.

**Study this** Giving directions:

Go straight ahead for two blocks	Turn right on Green St.	Turn left on Green St.

## Uploading

**4** Listen to the officer from Activity 1 giving directions to two places in Techville.

**56** Look at the map and choose where the people are going.

- |                |   |   |                                       |
|----------------|---|---|---------------------------------------|
| Conversation 1 | <input type="checkbox"/> General Hospital | <input type="checkbox"/> Green Park     | <input type="checkbox"/> Geek Café    |
| Conversation 2 | <input type="checkbox"/> The Art Museum   | <input type="checkbox"/> Magic Scissors | <input type="checkbox"/> Teen Fashion |

**Look!**  
St. = Street  
Ave. = Avenue  
Rd. = Road

**5** Look at the map in Activity 1 and complete the directions to the places. The people are at the police booth on Main Street.

**Learning Strategy**

1. **Joana:** Excuse me. Where's the Italian restaurant?  
**Officer:** You mean Nonna Mia?  
**Joana:** Yes, that's the place.  
**Officer:** The restaurant is on Willow Avenue. Go straight ahead and turn left on Palm Street. Then turn \_\_\_\_\_ on Willow Street. The restaurant is next to Economy Bank, across from the Art Museum.  
**Joana:** So, do I \_\_\_\_\_ on Palm?  
**Officer:** No, turn right on Palm.  
**Joana:** Oh, OK ... thanks!
2. **Lee:** Excuse me. Where's Awesome Games?  
**Officer:** Hmm... The video game store? It's on Willow. \_\_\_\_\_ straight \_\_\_\_\_ for one \_\_\_\_\_, then \_\_\_\_\_ on Flower Street. Next, \_\_\_\_\_ on Willow Avenue. The store is between the museum and the school.  
**Lee:** I'm sorry. Do I go \_\_\_\_\_ for one block?  
**Officer:** Yes, that's right!  
**Lee:** Thanks!

**Downloading**

**6** This is a map for another area of Youville. Choose two places and write directions to them. You are in front of the Chinese restaurant.

**Your turn!** Work with a partner. Read your directions to him/her. Are your directions correct?



1. \_\_\_\_\_ is on \_\_\_\_\_.
2. \_\_\_\_\_ is on \_\_\_\_\_.

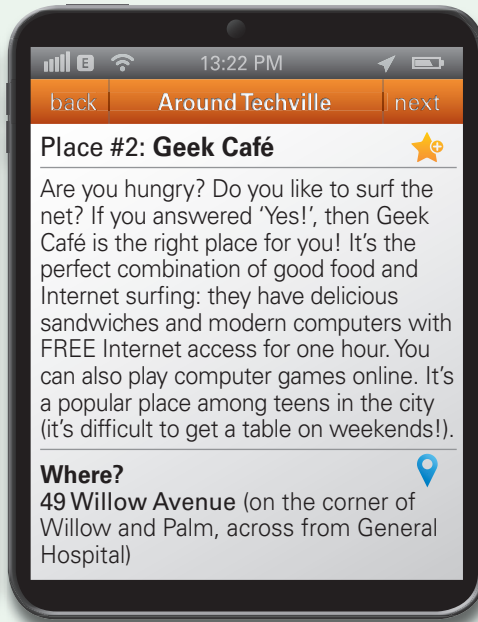
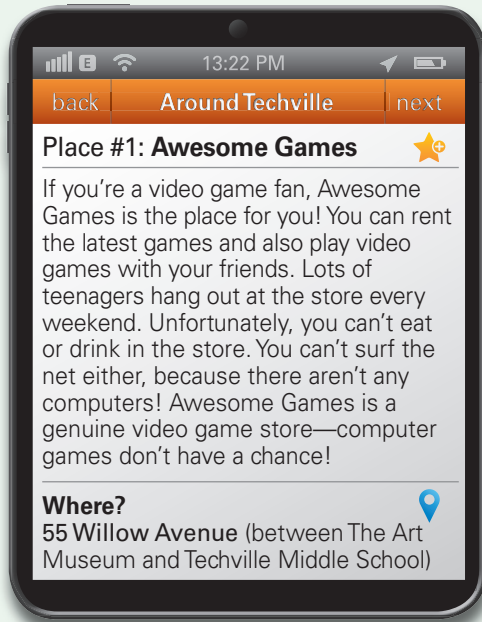


## iRead

1 How do you decide what to do on the weekends?

I talk to my friends and family.  I check the Internet.  Other: \_\_\_\_\_

2 *Around Techville* is a cell phone app that gives suggestions about things to do in the city. Listen and read the suggestions.



Reading Strategy

Word pop-up

- among - dentre
- get - conseguir
- latest - mais recente(s)
- rent - alugar

3 Read the sentences. Write *AG* for *Awesome Games* or *GC* for *Geek Café*.

At this place, you can . . .

- play computer games. GC
- play video games. \_\_\_\_\_
- eat a sandwich. \_\_\_\_\_
- surf the net for free. \_\_\_\_\_
- rent video games. \_\_\_\_\_

## iWrite

4 Choose five popular places in your city/neighborhood. Write about the location of these places. Use *on*, *between*, *next to*, *across from*, *in front of* and *on the corner of*.


- \_\_\_\_\_
- \_\_\_\_\_
- \_\_\_\_\_
- \_\_\_\_\_
- \_\_\_\_\_

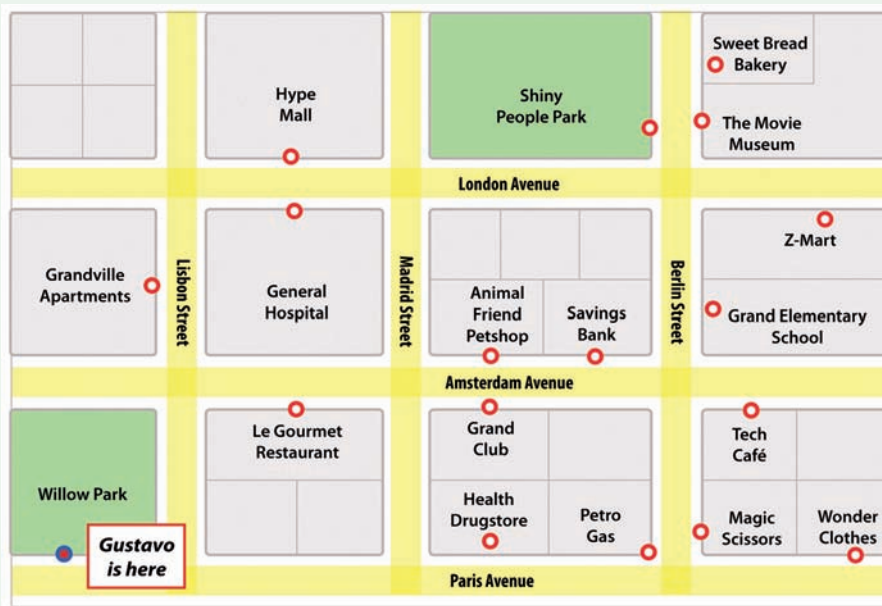
 **iListen**

5 What do you think the man in the picture is doing?



6 Gustavo is using an information display to get to two places in a city.

 Listen and trace the routes on the map. Then write the names of the places he goes to.



Gustavo's route

Place #1:

Place #2:

 **iSpeak**

7 Find your way.

**Step 1:** Your teacher will put cards with names of different places around the classroom.

**Step 2:** A classmate will choose a place to go and the class will give him/her instructions.

I need to go to the bank.

Go straight ahead for one block and turn right on May Street. Turn right on June Avenue. The place is next to the pet shop.

## 1 What do you know about the GPS (Global Positioning System)?

Discuss your ideas with your teacher and classmates.

## 2 Listen and read to confirm your ideas.



1

Finding the way from place to place is called navigation. For hundreds of years, navigators have used several methods. One simple method is piloting. Navigators who use this method look at objects on shore to find their way. Special markers help them steer clear of dangerous rocks and find safe passages. These markers include lighthouses and buoys.

Ship navigators also may use the positions of the sun, moon, planets, and stars to find their way. This is called celestial navigation. They use special instruments to get exact measurements of the sky. In the 1900s, ship navigators began to use radar, radio, and electronic devices. Today many ship navigators use the global positioning system (GPS).



2

The Global Positioning System, or GPS, is an accurate satellite-based navigation and location system. With a GPS receiver, people can determine their precise location. The first GPS system was developed by the U.S. military, but it is now also used by airplanes, ships, trains and vehicles. Nowadays, most GPS receivers are the size of a calculator.



## 3 These are the headings for the sections of the text. Write them in the correct boxes.

What's navigation?

The GPS

## 4 Read the text again. Then decide if the sentences are *true* (T) or *false* (F).

- Piloting is a navigation method that uses lighthouses and buoys.
- Ship navigators do not use electronic devices.
- The GPS system was developed by Americans.



### Word pop-up

buoy - boia  
 measurement - medida  
 ship - navio  
 shore - costa  
 steer clear - manter-se afastado  
 way - caminho

**Project**




1 Look at the pictures and write the places they represent.

	<input type="text"/>	1
	<input type="text"/>	9 10 4
	<input type="text"/>	6
	<input type="text"/>	3
	<input type="text"/>	5
	<input type="text"/>	7 11
	<input type="text"/>	2 8

2 Now copy the letters from the numbered squares to the squares in the speech bubble. What's Alice's favorite place in Techville?

My favorite place in Techville is

<input type="text"/>	<input type="text"/>	<input type="text"/>	<input type="text"/>	<input type="text"/>	<input type="text"/>	<input type="text"/>	<input type="text"/>	<input type="text"/>	<input type="text"/>	<input type="text"/>
1	2	3	4	5	6	7	8	9	10	11



3 These are some weird names for places. Can you guess what they are?

- Bread Pitt is a
- Animaniac is a
- Kung Food is a
- HairRepair is a
- Wow!Mart is a



4 Solve the riddle.

What can you find in the middle of supermarket?





**1 Write the correct vowels (A, E, I, O, U) to complete these words.**

- |  |   |  |
|--|---|--|
| 1. B <u>A</u> K <u>E</u> RY                                | 6. DR <u> </u> GST <u> </u> R <u> </u>              | 11. CL <u> </u> B                            |
| 2. B <u> </u> NK   | 7. G <u> </u> S ST <u> </u> T <u> </u> N            | 12. SH <u> </u> PP <u> </u> NG M <u> </u> LL |
| 3. B <u> </u> <u> </u> <u> </u> TY S <u> </u> L <u> </u> N | 8. P <u> </u> T SH <u> </u> P                       | 13. M <u> </u> S <u> </u> M                  |
| 4. B <u> </u> S ST <u> </u> P                              | 9. R <u> </u> ST <u> </u> R <u> </u> NT             | 14. SCH <u> </u> L                           |
| 5. CL <u> </u> TH <u> </u> NG ST <u> </u> R <u> </u>       | 10. S <u> </u> P <u> </u> RM <u> </u> RK <u> </u> T | 15. H <u> </u> SP <u> </u> T <u> </u> L      |

**2 Look at the map and complete the sentences with the prepositions from the box. Use the prepositions only once.**

~~on~~ between next to across from in front of on the corner of



- The video game store is on Main Street.
- The hospital is between Main Street and River Street.
- The bakery is next to the clothing store.
- The pet shop is on the corner of the English school.
- The Brazilian restaurant is across from the Italian restaurant and the café.
- The bus stop is in front of the supermarket.

**3 Look at the map in Activity 2 and complete the directions to the places. The people are at the city club.**

1. **Mark:** Excuse me, sir. Where's the bakery?

**Man:** It's on Main Street. Go straight a head for one block and turn right on Main Street. The bakery is next to the school.

**Mark:** OK, thanks.

2. **Clarice:** Excuse me, ma'am. Where's the bus stop?  
**Woman:** It's on Main Street. Go \_\_\_\_\_ straight a \_\_\_\_\_ for one block and turn left on Main Street. The bus stop is i \_\_\_\_\_ f \_\_\_\_\_ o \_\_\_\_\_ the supermarket.  
**Clarice:** Ok, thank you very much.
3. **Louise:** Excuse me, sir. Where's the shopping mall?  
**Man:** It's o \_\_\_\_\_ t \_\_\_\_\_ c \_\_\_\_\_ o \_\_\_\_\_ Mountain Avenue and Park Street.  
**Louise:** Ok, thank you!
4. **Peter:** Excuse me. Where's the Brazilian restaurant?  
**Officer:** It's on Lake Street. Go straight ahead f \_\_\_\_\_ two blocks, then t \_\_\_\_\_ l \_\_\_\_\_ on Lake Street. The Brazilian restaurant is b \_\_\_\_\_ the Italian restaurant and the café.  
**Peter:** Ok, thanks.

**4 Look at the map in Activity 2 and write directions to the places. But this time you are at the bus stop.**

1. the hospital: Go straight ahead for one block. The hospital is on the corner of Main Street and River Street.
2. the gas station: \_\_\_\_\_
3. the beauty salon: \_\_\_\_\_
4. the city club: \_\_\_\_\_
5. the Italian restaurant: \_\_\_\_\_



Check (✓) the box that best describes your performance in this unit.

	Yes!	I need to improve.
1. Falar sobre a localização de lugares e estabelecimentos na cidade.	<input type="checkbox"/>	<input type="checkbox"/>
2. Dar informações sobre como chegar a lugares na cidade.	<input type="checkbox"/>	<input type="checkbox"/>
3. Repetir as instruções que me são dadas como um modo de confirmar as informações.	<input type="checkbox"/>	<input type="checkbox"/>
4. Ao fazer uma atividade de leitura, concentrar nas palavras que já conheço e tentar ignorar as palavras que não conheço. Lembrar-me que a caixa de <i>Word Pop-up</i> pode ser útil também.	<input type="checkbox"/>	<input type="checkbox"/>