

NEW **iLearn**
E N G L I S H

1

Student's Book

Gisele Aga
Patricia McKay Aronis
Renata Chimim
Tatiana Martin

New iLearn App and Site access code:
NewiLearn1@student

Head of Product - Pearson Brasil	Gabriela Diuana
Product Manager - Pearson Brasil	Marjorie Robles
Product Coordinator - ELT	Mônica Bicalho
Authors	Gisele Aga Patricia McKay Aronis Tatiana Martin Renata Chimim
Teacher's Book	Gisele Aga
Reader	Renata Chimim
Editor - ELT	Renata S. C. Victor
Editor (Teacher's Book)	Elise Carolina Schulz
Editorial Assistant - ELT	Simara H. Dal'Alba (Allya Assessoria Linguística)
Proofreader (English)	Rhiannon Ball
Proofreader (Portuguese)	Fernanda R. Braga Simon
Copyeditor	Allya Assessoria Linguística Maria Estela Alcântara
Pedagogical Reviewer	Najin Lima
Quality Control	Viviane Kirmeliene
Art and Design Manager	Cleber Carvalho
Art Editor - ELT	Emily Andrade
Acquisitions and permissions Manager	Maiti Salla
Acquisitions and permissions team	Cristiane Gameiro Heraldo Colon Maricy Queiroz Sandra Sebastião Shirlei Sebastião
Graphic design	Mirella Della Maggiore Armentano Apis Design Integrado
Graphic design (cover)	Apis Design Integrado
Production Editors	Daniel Reis Vitor Marins
Illustrated by	Alex Cói
Reader illustrated by	Raoni Marqs
Media Development	Estação Gráfica
Audio	Maximal Studio

The publisher would like to thank the following for their kind permission to reproduce their photographs:

Istock: 10, 11, 18, 23, 24, 25, 27, 31, 32, 38, 41, 46, 47, 49, 51, 52, 54, 55, 56, 57, 58, 59, 60, 61, 62, 67, 68, 69, 71, 72, 76, 77, 79, 81, 83, 86, 87, 88, 89, 90, 91, 93, 95, 96, 97, 98, 100, 103, 106, 108, 111, 114, 115, 119, 120, 121, 125, 137, 139, 140, 146, 147, 148, 149, 150, 154, 156, 157, 160, 162, 164, 165, 168, 170, 171, 173, 177, 178, 179.
Getty images: 16 (Bruno Mossa de Rezende). **Dreamstime:** 5, 11, 32, 36, 47, 49, 76, 77, 79, 81, 83, 86, 87, 122, 149, 150, 152, 161, 171.
Shutterstock: 8, 9, 11, 28, 29, 32, 36, 44, 45, 47 (Zara Larsson), 54, 55, 70, 74, 75, 104, 105, 107, 118, 119, 120, 121, 122, 125, 128, 129, 132, 136, 141, 142, 150, 164, 167, 171, 172, 174, 176, 177, 178. **123rf:** p. 142. **Thinkstock:** 30, 31, 46. **Fotoarena:** 32. **Travel the whole world:** 142. Folha: 142.

Illustrations

Istock: 12, 13, 40, 51, 61, 96, 130, 153. **Shutterstock:** 173, 174
WorldoMeters: 136. **World Atlas:** 39 **Thinkstock:** 50
Gocomics: 63, 64 **Cartoonstock:** 99

Every effort has been made to trace the copyright holders and we apologise in advance for any unintentional omissions. We would be pleased to insert the appropriate acknowledgement in any subsequent edition of this publication.

Dados Internacionais de Catalogação na Publicação (CIP) (Câmara Brasileira do Livro, SP, Brasil)

New iLearn English 1 Student's Book / Gisele Aga...
[et al.]. -- 2. ed. -- São Paulo : Pearson Education do Brasil, 2018.

Outros autores: Patricia McKay Aronis, Renata Chimim, Tatiana Martin.
Acompanhado de CD
ISBN 978-85-430-2430-1

1. Inglês (Ensino fundamental) I. Aga, Gisele.
II. Aronis, Patricia McKay. III. Chimim, Renata.
IV. Martin, Tatiana.

18-13409

CDD-372.652

Índices para catálogo sistemático:

1. Inglês : Ensino fundamental 372.652

ISBN 978-85-430-2430-1 (Student's Book)

ISBN 978-85-430-2431-8 (Teacher's Book)

ISBN 978-85-430-2433-2 (Reader)

1

Student's Book

Welcome Unit	8
Unit 1 High five!	14
Unit 2 The world at your fingertips!	28
Rewind 1 – Units 1-2	42
Unit 3 I have a job now!	44
Unit 4 Who's this?	58
Rewind 2 – Units 3-4	72
Unit 5 Is that a notebook?	74
Unit 6 How much are they?	88
Rewind 3 – Units 5-6	102
Unit 7 This is my house.	104
Unit 8 I'm not studying now.	118
Rewind 4 – Units 7-8	132
Reading Hub	134
Workbook	144
Audioscripts	180
Audio tracks	184

Contents

UNIT	LANGUAGE	SKILLS	ENGLISH FOR...	READING HUB
Welcome unit page 8	Greetings Classroom language Numbers 1-20 Alphabet E-mail addresses	Listening: Understanding numbers 1-20 Speaking: Greeting your partner and spelling your name	-	-
1 High five! page 14	Verb <i>to be</i> : <i>am/is/are</i> Contractions: <i>I'm/name's/What's</i> Subject pronouns Question word: <i>How (how old)</i> Preposition <i>at</i> for time Telling the time	Speaking: Interviewing a classmate Reading: A personal information form Writing: A personal information paragraph	CULTURE Popular names around the world	Article: Time zones
2 The world at your fingertips! page 28	Question word: <i>Where</i> Countries and nationalities Verb <i>to be</i> : <i>Yes/No</i> questions Personal pronouns Possessive adjectives <i>This is</i> for an introduction	Listening: Teens introducing themselves and saying their nationality Speaking: Asking and answering about name and nationality Reading: Facts about Egypt Writing: Fact file about Brazil	SOCIAL STUDIES Largest Ethnic Groups in Brazil	Fact file: Brazil population
Rewind 1 (Units 1 & 2) page 42				
3 I have a job now! page 44	Indefinite articles: <i>a/an</i> for jobs Question words + verb <i>to be</i> Imperative - affirmative and negative Numbers 21-100	Listening: Talking about occupations Speaking: Talking about one's idol Reading: Information on people's occupations Writing: Paragraph on personal information	THE ENVIRONMENT Green careers	Online newspaper article: Weird jobs
4 who's this? page 58	Possessive: 's Question words + verb <i>to be</i> Indefinite articles: <i>a, an</i> + singular countable nouns Vocabulary for family Adjectives for feelings	Listening: A teen girl talking about her family Speaking: Talking about your family Reading: A girl's blog post about her family Writing: A blog post	SOCIAL STUDIES Diversity and complexity of families around the world	Article: Zeus: The King of Gods
Rewind 2 (Units 3 & 4) page 72				

UNIT	LANGUAGE	SKILLS	ENGLISH FOR...	READING HUB
5 Is that a notebook? page 74	<i>This vs. That</i> <i>It's vs. They're</i> School supplies Colors Verb <i>to be</i> + adjective <i>too vs. very</i>	Listening: A teen girl and her mom talking about school supplies Speaking: Talking about different school supplies and their colors Reading: A school supply list Writing: Questions and answers about different school objects and their colors	ETHICS Finders keepers	Online posts: Teenagers around the world talking about their school routines
6 How much are they? page 88	<i>This, That vs. These, Those</i> Question word: <i>How much</i> (prices) Verb <i>to be</i> : Yes/No questions with <i>this/these</i> and short answers Adjectives + nouns Clothes Weather	Listening: Two friends talking at a clothing store Speaking: Asking and answering questions about prices Reading: Clothing store website for teens Writing: A packing list for a weekend trip	CONSUMERISM Greeting card on Valentine's Day	Online article: How to pack light
Rewind 3 (Units 5 & 6) page 102				
7 This is my house. page 104	<i>There is/are</i> – affirmative, negative and questions Parts of the house Furniture Question words: <i>Where/Whose</i> Prepositions of place: <i>in/on/under</i>	Listening: Two friends talking about pieces of furniture in a house Speaking: Asking and answering about someone's bedroom Reading: Personal information Writing: Description of a crazy house	THE ENVIRONMENT The 3 Rs	Website information: Unusual homes
8 I'm not studying now. page 118	Present Continuous: affirmative and negative sentences Yes/No questions, short answers and question words Actions <i>And vs. but</i> <i>Can</i> : ability	Listening: A girl talking about what people in her family are doing Speaking: Describing what people are doing Reading: Posts on a microblog Writing: Create a microblog	ARTS Graffiti	Article about emoticons
Rewind 4 (Units 7 & 8) page 132				
Reading Hub page 134				
Workbook page 144				
Audioscripts page 180				
Audio tracks page 184				

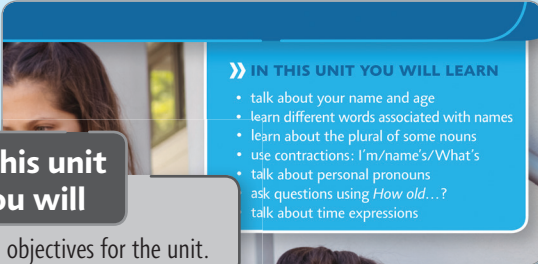
Presentation

Student's Book

The *New iLearn English* uses the PPP learning methodology. In the **Presentation** stage new structures are presented, in the **Practice** stage students will practice the new structures by means of controlled activities and with more interference from the teacher, so that during the **Production** stage they can use these structures for more spontaneous communication.

Opening Pages

Every unit starts with two Opening Pages containing:



In this unit you will
Main objectives for the unit.

» IN THIS UNIT YOU WILL LEARN

- talk about your name and age
- learn different words associated with names
- learn about the plural of some nouns
- use contractions: I'm/name's/What's
- talk about personal pronouns
- ask questions using *How old...?*
- talk about time expressions



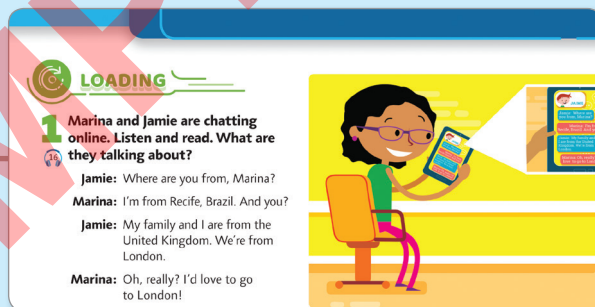
Start up
Warm-up activity for content contextualization.

START-UP

Let's plug in! What are the girls/boys/kids saying?

Nice to meet you!
I'm Roberta.
I'm 11 years old.
What's your name?
Good morning!
Good afternoon!
Good evening!
Good night!
How old are you?

P **LOADING**
Section for the **Presentation Stage**



LOADING

1 Marina and Jamie are chatting online. Listen and read. What are they talking about?

Jamie: Where are you from, Marina?
Marina: I'm from Recife, Brazil. And you?
Jamie: My family and I are from the United Kingdom. We're from London.
Marina: Oh, really? I'd love to go to London!

P **UPLOADING**
Section for the **Practice Stage**



UPLOADING

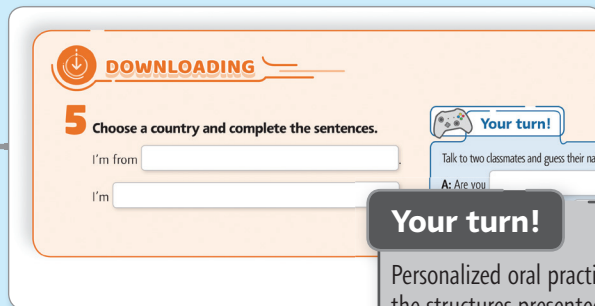
3 Listen to these girls talking. Then, listen again and repeat.

Are you Mexican, Mariana?

Grammar feed

Verb To Be: Yes/No Questions
Are you Brazilian?
Affirmative
Yes, I am. I'm from Recife.
Yes, we are. We're from...

P **DOWNLOADING**
Section for the **Production Stage**



DOWNLOADING

5 Choose a country and complete the sentences.

I'm from _____
I'm _____

Your turn!
Talk to two classmates and guess their nationality.
A: Are you _____?

Your turn!
Personalized oral practice of the structures presented.

iSkills

iRead

1 What do you know about Egypt? Listen and read these facts.

Egypt - F

iSkills

Integrated work focused on the four skills: listening, speaking, reading, and writing.

English for • Social Studies

1 Listen and look at the map. What information does it provide?

Brazil has an approximate population of 200 million. The population living in urban areas is 150 million. Portuguese, African, and other cultural groups in Brazil include:

English for

Cross-curricular themes and vocabulary expansion.

rePlay

1 Find six occupations in the wordsearch below.

A T A H C E T R A T A D L E Z

R

A

J

rePlay

Revision of grammatical and lexical structures in a fun way.

Self-Assessment

What your score means...

8-10 Congratulations! You can understand and use the language well.

5-7 Good job! How about looking back over pages 12 to 19 and answering the questions again.

0-4 Oops... I'm sure you can do better! Let's try again! Go to pages 12 to 19 and answer the questions. Ask your teacher for help.

Self-Assessment

Exercise with the main structures seen in the unit and feedback on performance (score).

Rewind Units 5 - 6

1 Complete the sentences with *this, that, these, and those* and the correct form of the verb *to be*.

a. _____ my new notebook. c. _____ our teacher's books.

b. _____ cool backpacks.

Rewind

Revision of grammatical and lexical structures every two units.

Reading Hub Unit 5

1 Read the teenagers' comments below. Then write down your answer to the question.

Discussion: What time do you go to bed?

Comment

Reading Hub

Extra reading activities with revision of grammatical and lexical structures in a fun way.

Workbook

Workbook High Five! unit 1

SIMPLE PRESENT

Grammar Reference

My name is Gregory. I am 13 years old.

A: How old are you?
A: What time is it?
A: Is he your...

Grammar Reference

Self-study guide for each unit.

iCan

Check (✓) the box that best describes your performance in this unit.

- I can ask and answer about my name and age.
- I can understand different words associated with names. (E.g. full name, nickname...)
- I can ask and answer about the time.
- I can understand words in the plural.

iCan

Self-assessment of performance in the unit.

Digital Components

App - Activities for extended practice with gamified components.

Website - Exclusive teacher and student areas for extra resources, including tests, audio, Animated Readers, and Active Teach.



Welcome Unit

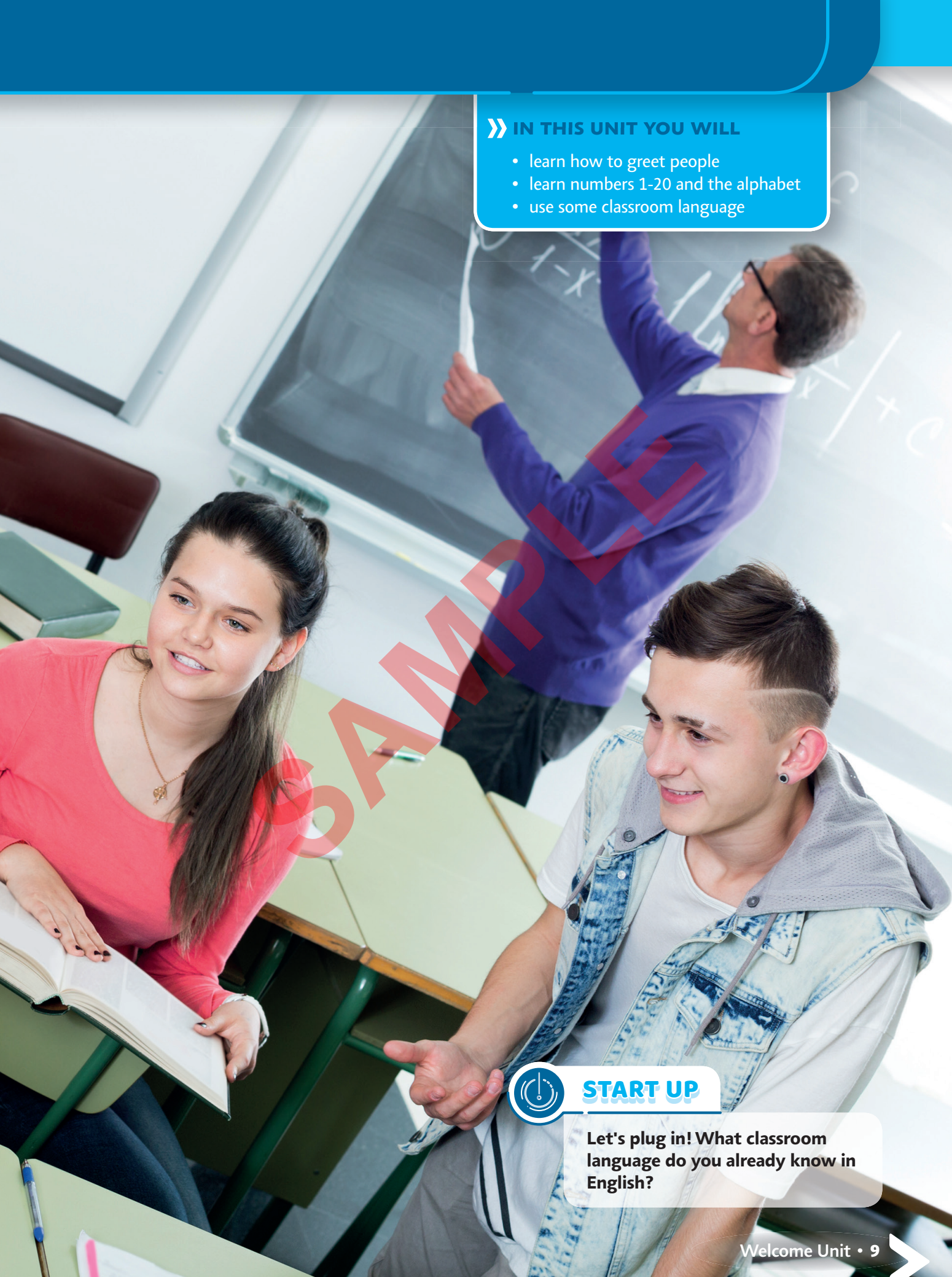


SAMPLE



» IN THIS UNIT YOU WILL

- learn how to greet people
- learn numbers 1-20 and the alphabet
- use some classroom language



START UP

Let's plug in! What classroom language do you already know in English?

LOADING

1 Listen to the dialogue and repeat.



Ms. James: Good morning, everyone!

Students: Good morning, Ms. James!

Ms. James: Please, take your seats.



2 In pairs, label the photos. Use *morning, afternoon, evening, or night*.

a. Bahia, Brazil




c. London, the United Kingdom



b. California, the United States



d. Moscow, Russia



UPLOADING

3 What are these people saying? Write. Use the words from Activity 2.

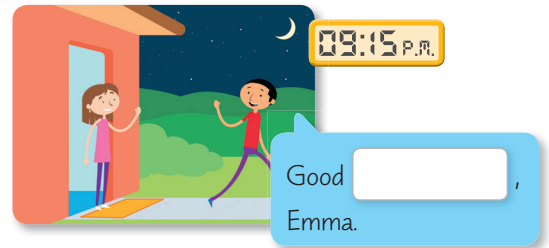
a. **07:30 P.M.**
 Good _____ ,
 everyone!

b. **06:30 P.M.**
 Good _____ ,
 Ms. Chen.

c.



d.



Study this

Good evening = Hello
Good night = Goodbye

a.m. = ante meridiem (before midday / noon)
p.m. = post meridiem (after midday / noon)

4 Listen and number the pictures in the order you hear them.

03



Open your book.



Close your book.



Work in pairs.



Spell your name.



Work in groups.



Listen to the dialogue.



Read.



Write it in your notebook.

DOWNLOADING

5 Match the sentences with the photos. Then listen and repeat.

04

a. What does this mean?

c. I'm sorry. I don't understand.

b. May I go to the restroom?

d. May I come in?

Study this

A: May I come in?

B: Sure!













A: May I go to the restroom?

B: Yes, in a minute. / Sorry, not now.



1 Listen and repeat the numbers.

05

 zero	 one	 two	 three	 four
 five	 six	 seven	 eight	
 nine	 ten	 eleven	 twelve	
 thirteen	 fourteen	 fifteen	 sixteen	
 seventeen	 eighteen	 nineteen	 twenty	

2 What number comes next? Look and write.

					<input type="text" value="ten"/>
				<input type="text"/>	<input type="text"/>
				<input type="text"/>	<input type="text"/>
				<input type="text"/>	<input type="text"/>
				<input type="text"/>	<input type="text"/>

3 Listen and choose the numbers you hear.

06

a. <input type="checkbox"/> 2 4 8 <input type="checkbox"/> 2 4 6	c. <input type="checkbox"/> 6 7 1 2 3 <input type="checkbox"/> 6 7 1 2 2
b. <input type="checkbox"/> 9 9 8 3 <input type="checkbox"/> 9 9 7 3	d. <input type="checkbox"/> 238-848-170 <input type="checkbox"/> 238-848-171

UPLOADING

4 Listen and repeat the letters of the alphabet.

07



Study this

C = capital c
LL = double L

DOWNLOADING

5 Work in pairs. Introduce yourself and spell your name.



6 Listen and repeat. Then practice with a classmate.

08

A: What's your e-mail address?
B: It's neil_adams@ilearn.net.



Study this

@ = at
. = dot
_ = underline

unit

1

High
five!



» IN THIS UNIT YOU WILL

- talk about your name and age
- learn different words associated with names
- learn about the plural of some nouns
- use contractions: *I'm* / *name's* / *What's*
- learn how to use personal pronouns
- ask questions using *How old...?*
- learn how to tell the time

START UP

Let's plug in! What are they saying?

Nice to meet you!

What's your name?

Good evening!

I'm Roberta.

Good morning!

Good night!

I'm 11 years old.

Good afternoon!

How old are you?

5 Complete the dialogues. Use contractions.

a. **Beatriz:** Are you in English 1?

Natalie: Yes, I am. I 'm Natalie. What your name?

Beatriz: My name Beatriz. Let's go!

b. **Josh:** Hi, my name Josh. What your name?

Eric: I Eric. Are you here for the basketball practice?

Josh: No, I here for the volleyball practice.

Eric: Oh. OK, then.



DOWNLOADING

6 Ben and Felipe are on the same volleyball team. Complete their dialogue.

Ben: Hi! What's your name?

Felipe: My Felipe. your name?

Ben: Benjamin, but my nickname's Ben.

Felipe: Nice to meet you.

Ben: Nice to meet you, too



Your turn!

Practice the dialogue. Use your name and your nickname.



1 Listen to these dialogues. Then complete the sentences.

11

a.



b.



c.



a. Bruno is years old today.

b. Beatriz is today.

c. Felipe is

UPLOADING

2 Answer these questions. Use contractions.

a. How old are you?

b. How old is your mother?

3 Rewrite the sentences. Use contractions or the long form.

c. You are 11 years old.

d. I am 12.

e. She is 10.

f. He's 9 years old.



Grammar feed

Question Word: How old...?

How old **are you**?

I am 11 (years old).

I'm 11 (years old).

How old **is she**?

She is 10 (years old).

She's 10 (years old).

How old **is he**?

He is 12 (years old).

He's 12 (years old).

DOWNLOADING

4 The students from iLearn English Camp arrive for volleyball practice. Read and complete the dialogue.

Coach: Hi! What's your name?

Ben: Benjamin Silva.

Coach: And how old ?

Ben: 12 years old.

Coach: OK. You're in group 2.



Your turn!

Interview three classmates and take notes. Use the questions from the dialogue.




Classmates	Name	Age
Classmate 1		
Classmate 2		
Classmate 3		

1 What time is it? Listen and repeat.



2 Look at the clocks and write the times.


a.



A: What time is it now?

B: It's . Wow!
It's time for the museum excursion. Let's go!


c.



A: What time is it now?

B: It's .
A: Oh no, hurry! Karaoke is at eight!

b.



A: What time is it now?

B: It's . Wow!
It's time for the drama class. Let's go!

LEARNING STRATEGY



Grammar feed

What time is it?
It's **one o'clock**.
What time is our English class today?
It's **at** one o'clock.

UPLOADING

3 Answer the questions. Use information about you.

What time is...


- a. your English class?

- b. your math class?

- c. your geography class?

DOWNLOADING


4 Read the texts and complete the clocks.




- a. Today is April 24. It is 7 p.m. in Brazil.



- c. Today is April 24 in Brazil. It is 7 p.m. It is March 25 in Japan and it is 7 a.m.



- b. Today is April 24. It is 7 p.m. in Brazil, but it is 11 p.m. in the U.K.



- d. Today is April 24 in Brazil. It is 7 p.m. It is March 25 in Australia and it is 9 a.m.



Study this

a.m. = ante meridiem (before midday / noon)

p.m. = post meridiem (after midday / noon)



Your turn!

In pairs, ask and answer questions about the clocks.

A: What time is it in Brazil?

B: It's 7 p.m.

1 Listen and read the text.

13



2 Complete these sentences with the appropriate personal pronoun.

- a. Natalie and Beatriz are friends. are in English 1.
- b. Marta is not a student. is a coach.
- c. Ben is in English 1. is on the volleyball team, too.



Grammar feed

Subject Pronouns + Verb to be

Singular	Plural
I am = I'm	We are = We're
You are = You're	You are = You're
He is = He's	They are = They're
She is = She's	
It is = It's	

UPLOADING

3 Rewrite the sentences. Replace the words in bold. Use subject pronouns.

a. **Felipe and I** are friends.

We are friends.

b. **Beatriz** is in English 1.

c. **Ben** is 12 years old.

d. **Natalie and her friends** are not coaches.



Study this

Singular

friend

coach

Plural

friends

coaches

DOWNLOADING

4 Look at the pictures. Use the words to make sentences.

a. Tina and Erin / friends

Tina and Erin are friends.



b. They / teachers



c. They / coaches



Your turn!

In pairs, make true sentences about your teacher(s) and coach(es). Use sentence *a* from this activity as a model.



iRead



1 Listen and read the form.

14

http://www.zboxonline.com

ZBOX ZBOX-180 search All Leandro R. Add Points | My Account | Sign Out

Accessories You move Games Community My box My Account Support Personal Information

First Name: Leandro Last Name: Rocha

Address: Rua das Flores, 25 State: Bahia

Zip Code: 40220-100 Country: Brazil

Date of Birth: December 15, 2010

Next Cancel

2 This is Leandro. Read the text in Activity 1 again and complete the sentences about him.



My full name's _____

I'm _____ years old.

iWrite

3 Complete the form. Use your own information.

www.games4us.com

Games4us Last Name First Name Middle Name

I'm _____ years old.

1 Do you like your name? What are your favorite names?

2 Listen and read the text. Are your favorite names there?



Popular names around the world

Curiosity Corner

	Country	Name	Meaning
Girls 	Brazil	Júlia	youthful
	The United States	Sophia	wise
	Argentina	Valentina	brave
	Italy	Sara	princess
Boys 	China	Mei	beauty
	Brazil	Lucas	light
	The United States	Ethan	strong
	Argentina	Agustin	majestic
	Italy	Alessandro	protector
	China	Jian	health

In China...

My name's Mei Wang.

first name
last name



3 Read the article again and check (✓) yes or no.

- a. There are four boy names on the list. yes no
- b. Valentina is a popular name in Argentina. yes no
- c. Júlia means "princess". yes no
- d. Alessandro means "protector". yes no
- e. Jian is a popular name in Italy. yes no

4 The three most common last names in the United States are Smith, Johnson, and Williams. What are the most common last names in Brazil? Discuss with your teacher and classmates.






Look at the pictures. Then unscramble the words to form sentences that complete the dialogues.

a. you. / to / Nice / meet



c. is / name / My / full / Ana Maria Martins.



b. are / How / old / you?



d. Benjamin, / name's / My / Hi! / nickname's / but / my / Ben.



Self-Assessment

Circle the correct option to complete the sentences.

1. My name **is/are** Jorge.
2. She **'s/'re** in my class.
3. Josh and Eric **is/are** on the same volleyball team.
4. How old **is/are** your friend?
5. What's **you/your** middle name?
6. Are **your/you** in English 1?
7. I **am/is** Natalie.
8. I'm Benjamin, but my nickname **'s/'re** Ben.
9. How old **is/are** you today?
10. What time **is it/it is** now?



What your score means...




- 8-10** Congratulations! You can understand and use the language learned in this unit.
- 5-7** Good job! How about looking back over pages 14 to 23? Then answer the questions again.
- 0-4** Oops... I'm sure you can do better! Let's try again! Go back to pages 14 to 23 and answer the questions. Ask your teacher for help.

Write your app score here:





READING HUB





1 Read the text and circle T (true) or F (false).

Why do we have time zones?

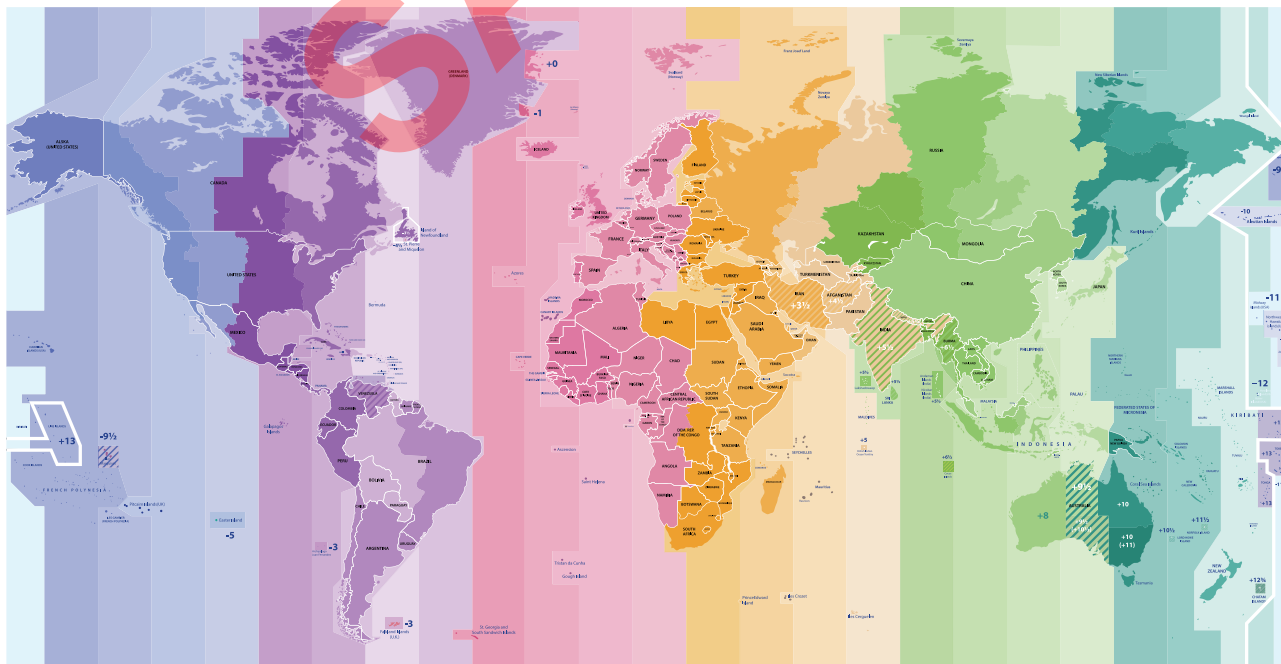
The Planet Earth is divided by imaginary vertical lines known as meridians, which run from the North to the South Pole. Time zones are loosely based on these lines. The prime meridian from which all others are measured is located in Greenwich, London. As you travel east from Greenwich, each time zone you pass through is another hour ahead of the current time in Greenwich. If you were to travel west, each time zone would be an hour earlier. Sounds easy? Hmm - read on to see if it really is!

Adapted from: www.bbc.co.uk/guides/zc7kmsg. Accessed on March 28, 2017.

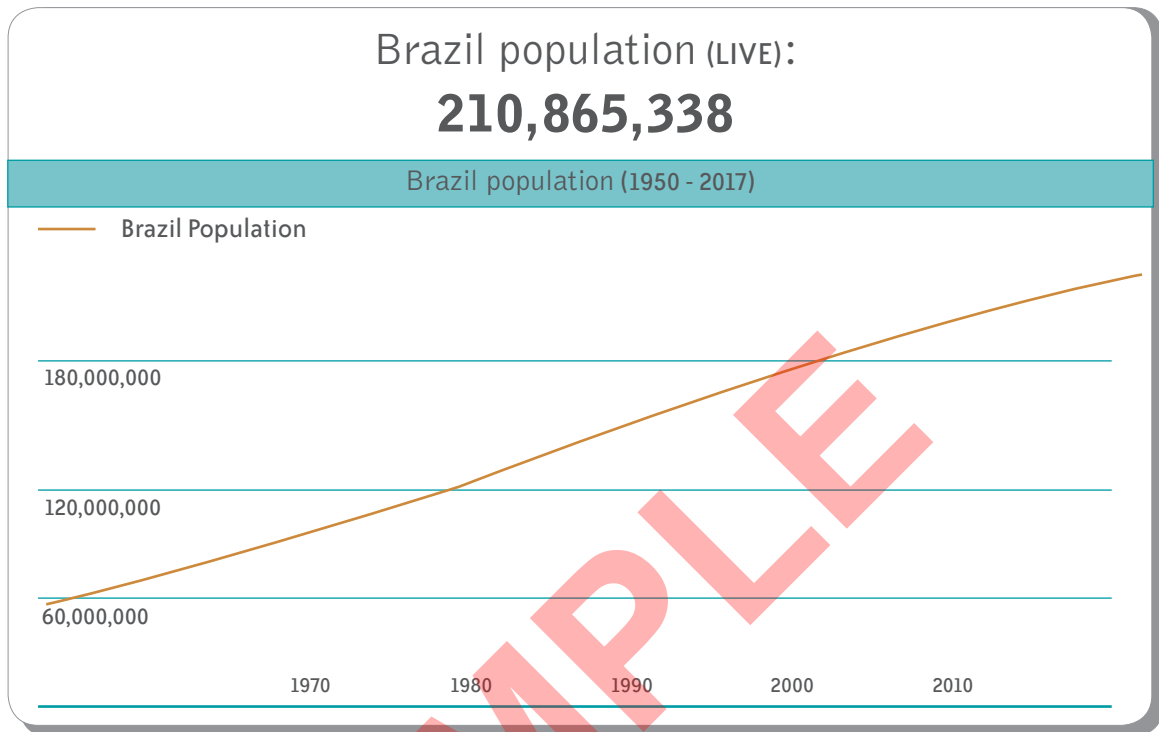
- a. The imaginary vertical lines on the Planet Earth are called meridians.
- b. Time zones are based on the meridians.
- c. The prime meridian is in Greenwich, London.
- d. Each time zone is an hour ahead of the current time in Greenwich, no matter if you travel east or west.

<input type="radio"/>	T	<input type="radio"/>	F
<input type="radio"/>	T	<input type="radio"/>	F
<input type="radio"/>	T	<input type="radio"/>	F
<input type="radio"/>	T	<input type="radio"/>	F

2 Where in the world?



Study the graph and read the text. Then check (✓) the correct sentences.



- The current population of **Brazil** is **210,857,129** as of Sunday, April 9, 2017, based on the latest United Nations estimates.
- The Population of Brazil is equivalent to **2.81%** of the total world population.
- Brazil ranks number **5** in the list of countries (and dependencies) by population.
- The population density in Brazil is 25 per km² (66 people per mi²).
- The total land area is 8,349,320 km² (3,223,689 mi²).
- **84.3%** of the population is **urban** (178,168,858 people in 2017).
- The **median age** in Brazil is **31.7 years**.

*Adapted from: www.worldmeters.info/world-population/brazil-population.
Accessed on April 16, 2017.*

- a. The graph shows the population of Brazil in the last fifty years.
- b. The number of people in Brazil is higher than 200,000,000.
- c. Brazil is the most populated country in the world.
- d. Most people in Brazil live in the countryside.
- e. The average age in Brazil is around 32 years.

SAMPLE

SAMPLE

WORKBOOK

GREETINGS



Good morning!

Usamos para cumprimentar na parte da manhã.




Good afternoon!

Usamos para cumprimentar na parte da tarde.



Good evening!

Usamos para cumprimentar quando chegamos a um lugar à noite.



Good night!

Usamos para nos despedir à noite.



Quando nos apresentamos ou somos apresentados a alguém, devemos dizer:

Nice to meet you!

Faça a atividade 1.



1 Complete the dialogue with the words from the box.

spell afternoon Hi meet you



A: ! Good ! I'm Amy.

B: Nice to you, Amy. I'm Anika.

A: How do you Anika?

B: It's A-N-I-K-A.

A: Thank !

2 Find numbers on the right in the wordsearch. Then write them down.

A	O	D	V	E	U	L	V	S	N	F	F	X	B	Z
T	D	Y	W	I	X	W	C	T	M	I	K	Y	C	L
W	Y	O	O	G	E	D	Z	J	V	F	F	H	O	Z
E	B	J	M	H	Q	A	L	W	C	T	U	Q	C	F
L	X	G	F	T	H	I	R	T	E	E	N	E	X	L
V	U	F	F	E	C	G	Q	W	E	E	P	M	C	C
E	E	N	M	E	I	E	W	E	J	N	L	Y	B	X
N	K	L	T	N	R	E	J	N	J	D	Y	R	G	E
E	L	F	E	J	U	L	Z	T	D	Y	B	B	P	E
J	T	Y	O	V	A	C	I	Y	P	X	U	T	D	C
V	V	S	A	C	E	R	X	M	D	O	J	O	C	B
W	K	G	L	E	I	N	B	V	Z	F	U	B	P	O

- 11
- 12
- 13
- 15
- 18
- 20



Check (✓) the box that best describes your performance in this unit.

- 1. I can greet people in the morning, in the afternoon, and in the evening. Yes, I can. Not sure.
- 2. I can count from 1 to 20. Yes, I can. Not sure.
- 3. I can understand classroom language. Yes, I can. Not sure.
- 4. I can say the letters of the alphabet. Yes, I can. Not sure.
- 5. I can ask and answer about e-mail addresses. Yes, I can. Not sure.



SIMPLE PRESENT: VERB TO BE



My name **is** Gregory.
I **am** 11 years old.
I'm a student. I'm **not** a teacher.
Bia and Carl **are** my friends. We **aren't** on the volleyball team. We're on the basketball team.
Monica **is** our English teacher. She **isn't** our coach.

Usamos o *Simple Present* para descrever estados e ações permanentes.
Agora faça a atividade 1.

Affirmative

Singular

I am = I'm
You are = You're
He is = He's
She is = She's
It is = It's

Plural

We are = We're
You are = You're
They are = They're

Negative

Singular

I am not = I'm not
You are not = You're not = You aren't
She is not = She's not = She isn't
He is not = He's not = He isn't
It is not = It's not = It isn't

Plural

We are not = We're not = We aren't
You are not = You're not = You aren't
They are not = They're not = They aren't

A forma negativa do *Simple Present* tem duas possibilidades de contrações.
Faça a atividade 2.


Interrogative

Am	I...?	Is	she...?	Are	we...?
			he...?		you...?
			it...?		they...?

Na interrogativa, colocamos o verbo antes do sujeito.
Faça a atividade 3.



SINGULAR AND PLURAL NOUNS



Singular Plural

(one)	(two or more)	
a friend	some friends	for most nouns add -s
a coach	some coaches	for nouns ending in -ch, add -es

Para formar o plural da maior parte das palavras, adicionamos o -s e, para formar o plural de palavras que terminam em -ch, precisamos adicionar -es.
Faça a atividade 4.



Word pop-up

beauty – beleza
brave – corajoso(a)
health – saúde
light – luz
majestic – majestoso(a)

meaning – significado
strong – forte
wise – sábio(a)
youthful – jovem

1 Complete the dialogue with the words from the box.

meet I'm your my nice nickname

A: Hello! name's Edward.

What's name?

B: Hi! Melissa, but my

is Mel.

A: to meet you, Mel.

My nickname's Eddie.

B: Nice to you, too.



2 Read and complete.



My name is Harry.

My middle is Edward.

My is Styles.



My is Selena.

My name is Marie.

My last is Gomez.

3 Match the questions with the answers.

a. What's your name?

b. Are you here for volleyball practice?

c. How old is your friend?

d. What time is it now?

e. What is your nickname?

f. How old are you?

She's 11 years old.

a My name is Matheus.

I'm 12 years old.

No, I'm here for the basketball class.

My nickname is Pat.

It's five o'clock.

4 Look and write.

a.  English class

It's two o'clock. It's time for the
English class.

c.  math class

b.  basketball practice

d.  drama class

5 Unscramble the sentences.

a. friends / are / Karen and Patrick

Karen and Patrick are friends

d. in / my / he's / class / English

b. today / you / are / how / old

?

e. Claire / is / name / my

c. name / what's / last / your

?

f. to / nice / you / meet

6 Circle the correct answer.

- a. Erick **is/are** 12 years old.
- b. I **'m/'s** a student.
- c. They **is not/are not** coaches. They **'s/'re** teachers.
- d. Amanda **am/is** in English 2.




7 Read and answer T (true) or F (false).

Hi! I'm Leonardo, but my nickname is Leo. I'm 12 years old. These are my friends from school – Tina and Pete. Tina is in English 1. Pete is in English 2. I'm in English 3. We are on the same basketball team. Our coach is Robert. We are happy. It is time for basketball practice!

- a. His first name is Leo.
- b. He is 12 years old.
- c. Tina and Pete are teachers.
- d. Leonardo and Pete are in English 2.
- e. It's time for basketball practice.

<input type="radio"/> T	<input checked="" type="radio"/> F
<input type="radio"/> T	<input type="radio"/> F
<input type="radio"/> T	<input type="radio"/> F
<input type="radio"/> T	<input type="radio"/> F
<input type="radio"/> T	<input type="radio"/> F



8 Now write about you.

Name: _____

Nickname: _____

Last name: _____

Age: _____

SAMPLE



Check (✓) the box that best describes your performance in this unit.

- | | | |
|--|--------------------------------------|------------------------------------|
| 1. I can ask and answer about my name and age. | <input type="checkbox"/> Yes, I can. | <input type="checkbox"/> Not sure. |
| 2. I can understand different words associated with names (e.g. full name, nickname...). | <input type="checkbox"/> Yes, I can. | <input type="checkbox"/> Not sure. |
| 3. I can ask and answer about the time. | <input type="checkbox"/> Yes, I can. | <input type="checkbox"/> Not sure. |
| 4. I can understand words in the plural. | <input type="checkbox"/> Yes, I can. | <input type="checkbox"/> Not sure. |